

- NOTES:
- A. MATERIAL & FINISH:
HANDLE - SEE PART NUMBER -FF
BASE - SEE PART NUMBER -FF
BUSHING - NYLON, NATURAL
ROLL PIN - 300 SERIES STAINLESS STEEL, PASSIVATED
HEX NUT & LOCK WASHER - 300 SERIES STAINLESS STEEL, NATURAL
- B. COSMETIC SPECIFICATION:
ALL SURFACES UNLESS OTHERWISE NOTED ARE TO CONFORM TO A CLASS "B" DESIGNATION AS DESCRIBED IN SOUTHCO COSMETIC SPECIFICATION S-121-03.
- C. PACKAGING: INDIVIDUALLY PACKAGED, (1) HANDLE IN POLYETHYLENE BAG.
- D. RoHS COMPLIANT.
- E. TO REQUEST A THREAD SIZE NOT LISTED CONSULT SOUTHCO ENGINEERING.

southco		PROPRIETARY ITEM - EXCEPT FOR USES EXPRESSLY GRANTED IN WRITING INFORMATION DISCLOSED HEREON IS CONFIDENTIAL AND ALL RIGHTS PATENT AND OTHERWISE ARE RESERVED BY SOUTHCO, INC.	
REV	DATE	DRAWN/CHKD	DESCRIPTION
A	17FEB2006	DLH	RELEASED FOR PRODUCTION
B	09JUL2007	DLH/AJH	PRN: P2007-0881

P9 FOLDING (INFINITE POSITION) HANDLES
(NONSTANDARD OFFERING)

DATE	DRAWN	CHKD	SCALE	DRAWING NUMBER
11SEP2004	DLH		.5:1	J-P9-1

MILLIMETERS
ALL DIMENSIONS WITHOUT TOLERANCES ARE FOR REFERENCE ONLY.

THIRD ANGLE PROJECTION

A3 PAPER SIZE

PART NUMBER:
P9 - AAA - BB - CCD - EE - FF

LENGTH BETWEEN MOUNTING HOLES IN MILLIMETERS(mm)

HEIGHT OF PULL IN MILLIMETERS(mm)

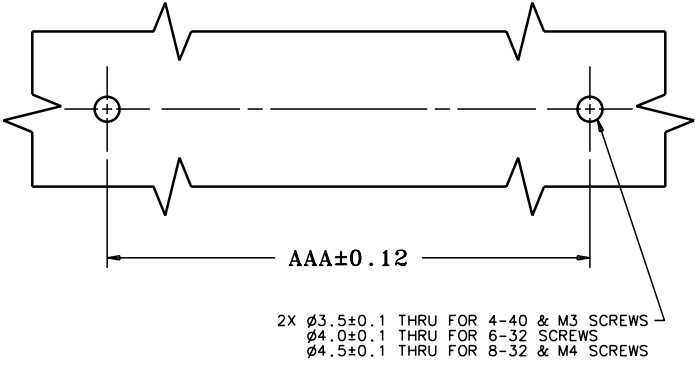
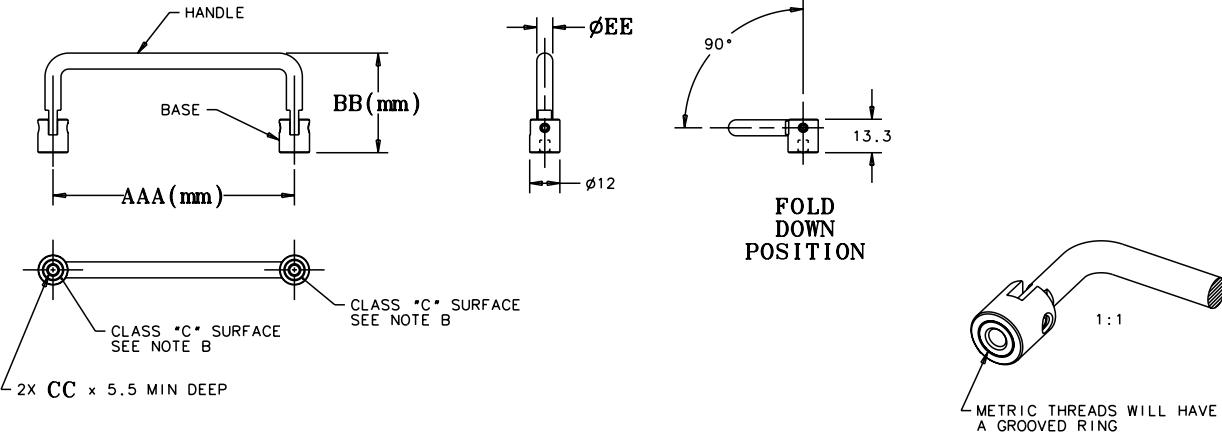
N = FOR INTERNAL THREADS
X = FOR EXTERNAL THREADS

THREAD TYPE	HANDLE DIAMETER
04 = 4-40 THREAD	06 = 6.35mm
06 = 6-32 THREAD	06 = 6.35mm
08 = 8-32 THREAD	06 = 6.35mm
M3 = M3 x 0.5 THREAD	06 = 6.35mm
M4 = M4 x 0.7 THREAD	06 = 6.35mm

- 11 = ALUMINUM, CLEAR ANODIZED
15 = ALUMINUM, BLACK ANODIZED
21 = STEEL, BRIGHT CHROME
24 = STAINLESS STEEL, NATURAL

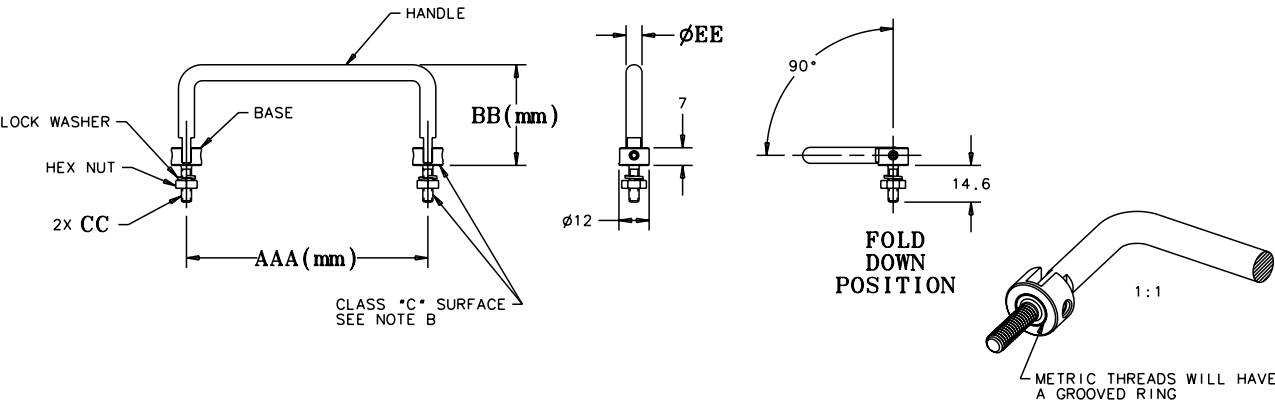
N - INTERNAL THREADED

MOUNTING SCREW LENGTH = PANEL THICKNESS + 5mm
MOUNTING SCREWS NOT INCLUDED



X - EXTERNAL THREADED

PANEL THICKNESS = 8.5 MAX
MOUNTING HARDWARE INCLUDED - (2) HEX NUTS, (2) LOCKWASHERS



PANEL PREPARATION
SCALE 1:1